


GRACEDAY VILLAGE SCHOOLS



Parent Handbook

I) 1040 Country Lane / II) 702 Highway 90 West
Castroville TX 78009
830 931 0808
830 346 1999

table of contents: Graceday Village School

Statement of Philosophy	3
Statement of Purpose	3
Hours of Operation	3
Holiday Schedule	3
Fees	4
Payment Schedule	4
CCDS Payments	4
Late Pick-Up Fees	4
Bus Service	4
Attendance	5
Authorization for Pick-Up	5
Tax Statements	5
Parent Statements/Copies	5
Parent Information	5
Meals	6
Meal Schedule	6
Infant Schedule.....	6
Infant Sleep Requirements	6
Curriculum	7
Parent's Responsibilities	7
Guidance	7
Parent/Staff Communication	7
Adjustment Period	7
Dismissal Policy	8
Biting Policy	8
Open Door Policy	8
Special Event Days	8
Water Activities	8
Field Trips	9
Transportation Release	9
Photo and Video Release	9
Fire and Severe Weather Drills	9
Emergency Procedures	9
Emergency Closing.....	10
Sick Care	10
Medication	10
Health Checks, Illnesses, and Injuries	11
Immunizations.....	11,12
Disclaimer	12
Changes	12
Prevention of Abuse and Neglect	13

Statement of Philosophy

We believe that children are a gift from God.
That parents are the primary educators of their children spiritually, physically, emotionally, academically, and socially. That the preschool should cooperate with the parents to provide nurturing and a quality education for the child.

Statement of Purpose

We resolve to provide quality care for children in a loving and safe environment where they can develop spiritually, emotionally, physically, cognitively, and socially. Graceday Village School admits students of any race, color, and national or ethnic origin to all the rights, privileges, programs, and activities generally accorded or made available to students at the center. It does not discriminate on the basis of race, color, and national or ethnic origin in administration of its educational policies or admissions policies.

Hours of Operation

Monday – Friday
I. 6:30 am to 6:30 pm
II. 6:30 am to 6:00 pm
all early release days will be posted in the foyer.

Holiday Schedule

New Year's Day. Good Friday. Memorial Day. Independence Day. Labor Day. Thanksgiving Day & day after. Christmas Eve. Christmas Day.

Holiday schedule will be posted in the foyer.

Fees

Fees secure placement for a student and are due **regardless of attendance**. No discounts for weeks with holidays. Tuition and fees are non-refundable. Children transferring out of Graceday are required to give a two-week notice. Fees are due **regardless of attendance** in order for your child to remain in an active status with our program.

A supply fee for each child will be due at the time of enrollment and each time you renew your contract.

Payment Schedule

All childcare fees for the following week are due on Friday morning before noon. If fees are not paid on time, Graceday Village School will suspend placement for the following week. Should payments be received late (Friday afternoon, Monday morning, etc.) and placement is still available, a \$20.00 late fee per day will apply. Children will not be admitted to class on Monday morning until the account is current.

Payment for drop-in care must be made before the child will be admitted to class. Graceday Village School accepts cash, checks, money orders, and credit cards. Payments made by credit card will come with an additional 3% service fee. We do not accept postdated checks. A check returned from your bank for any reason will be assessed a \$30 fee, and all late fees will apply. Two checks returned from your bank will place the account on a cash-only basis. Please make checks and money orders payable to **Graceday Village School**.

CCDS Payments

All parent fees are due on the 1st of each month. Tuition not paid by the 1st will be assessed a \$20.00 fee per day until the 3rd. Enrollment will be suspended for accounts not paid by the 3rd.

Late Pick up Fees

Any child picked up after 6:30 p.m./6:00 pm will be assessed a late pick-up fee of \$1.00 per child per minute. All late pick-up fees must be paid that day.

Bus Service

After school bus service will be provided to parents during the school year. Bus service includes:

La Coste Elementary School
Castroville Elementary School
Potranco Elementary School

*Certain restrictions apply

Attendance

Children enrolled in our full-day program must be signed in by 9:00 am. Students will not be admitted for the day if they arrive after 9:00 am, except in the case of doctors' appointments (doctor's note required) and court-ordered visits (documentation must be on file). If the student has an appointment, the parent must contact the office before 9:00 am in order for their child to be accepted. Children at approved visits must be in no later than 12pm in order to be accepted.

Authorization for Pick up

All children must be signed in and out by an adult. Adults other than parents who come to pick up children must be authorized to do so by parent and must be able to show valid identification. No child will be released to anyone without written authorization. Verbal authorization in the case of emergencies is the only exception to this policy. All parents must complete the restricted pick-up form and return it to the school office. Children will not be released to anyone not listed on the restricted pick-up form or to anyone who is unable to prove identity. If parents are divorced or separated and one parent is not allowed to see or pick up the child, the school office must have on file a certified copy of the court order.

Tax Statements

Tax statements will be available via email by January 31. A \$20 fee will be assessed to all requested paper copies.

Parent Statements and Copies

Any letters or statements of income, records of attendance, or other forms of verification will be assessed a fee of \$20.00. Any copies requested from our office will incur a \$1.00 per page fee.

Parent Information

Reports, notifications, newsletters, menus, etc. are available at the front desk or online. All parents may request a copy of the minimum standards and of the child-care center's most recent Licensing inspection report at any time. Please contact the Front Desk if you would like to do so.

Meals

Graceday Village School is committed to providing a nutritious and balanced menu for all children. Breakfast, lunch, snack in the afternoon and dinner are given during scheduled times. If a child arrives after scheduled mealtimes, it will be the parent's responsibility to ensure their child has already eaten.

Students enrolled in Graceday may not bring food or drinks unless required by a doctor, or where previous authorization has been given (such as for class parties). Students enrolled in Daystar Academy may bring a morning snack. These snacks must be stored in lunch boxes and may not be left overnight.

Staff will not be allowed to change any part of the menus to meet a child's preference. If a child refuses to eat, notification will be given to his/her parents on that day.

Parents with infants at Graceday Village School are responsible for providing the adequate amount of infant formula/food needed for their child unless they choose to participate in our food program, which provides formula, cereal, baby food, and distilled water. Parents have the right to breastfeed or provide breast milk to their children while in our care. If a parent wishes to do so, inform your child's teacher and we will provide a comfortable location to do so.

Meal Schedule

Breakfast	7:15-9:00 am
Lunch	11:45 am
Snack	3:00 pm
Dinner	5:00 pm

Infant Schedule

Infants usually have their own schedule set by their parents. Graceday Village School will endeavor to maintain such schedule. Schedules must be updated monthly. Lesson plans are written daily regarding activities to be introduced to infants for the purpose of appropriate development. Infant schedule and lesson plans will be coordinated to ensure basic needs are priority.

Infant Sleep Requirements

All infants will be placed on their backs to sleep. They may adjust their sleeping position when they are able to turn over on their own. No blankets, bedding, or toys will be placed in their cribs. They cannot sleep in a restrictive device. Infants may not be swaddled. Should there need to be an adjustment to this policy, there is a Sleep Exemption form that will need to be signed by a health care professional.

Curriculum

Graceday Village School uses a variety of curriculum. All children will be given the opportunity and encouragement they need in order to develop their creativity, self-expression, and exploration in a comfortable and accepting environment. Patriotism and spiritual awareness will be taught during class time. Prayer is directed before meals.

Parent Responsibilities

Parents will be expected to provide enough supplies for their child(ren) while in care. This includes, but is not limited to: diapers, infant formula/food, changes of clothing, wipes, training pants, etc. Reminder slips for needed items will be provided. Parents will be expected to supply such items prior to their child's next day of care.

Children may **not** bring toys to school, either in backpacks or otherwise. Blankets are provided by Graceday. All items belonging to children must be **clearly labeled**. Graceday cannot be responsible for items lost, stolen, or broken.

Guidance

At Graceday Village School, we believe consistency and guidance are necessary for the success of any child. Graceday Village School is committed to utilizing positive guidance methods, which encourage self-esteem, self-control and self-direction. This includes supervised timeouts, asking children to excuse themselves from distractions, or resting heads on the table. Please refer to your signed copy of our discipline/guidance policy for further information.

Graceday Village School will maintain regular communication between parents and staff, and parents will be asked for their support and cooperation in regard to guidance. We want to provide continuity between home and school as much as possible. Our staff depends on you, as the ultimate authority in their life, to make sure all students understand our expectations of them.

Parent and Staff Communication

Our staff is committed to providing a nurturing environment for each child and receive monthly training in order to ensure this. Communication with parents is vital to achieving the goals set for each child. Staff is available for daily reports of child's activities, progress, and concerns. Parents who have any questions or concerns may speak with their student's teacher/caregiver, or with the Director. Conferences should be scheduled when staff is available in order to ensure constant supervision of children.

Adjustment Period

Children starting preschool/daycare for the first time usually experience anxiety. We recommend you visit the center with your child before the first day of enrollment, and that you

give your child at least one month to adjust. Children adjust sooner when there is a definite “good-bye,” with assurance that their parent will return. This procedure helps the child “settle” more quickly for the day.

Dismissal Policy

Graceday Village School reserves the right to terminate care of any child without a two-week notice for any of the following reasons:

- A child consistently hits, *bites, or hurts any of the other children or staff.
 - A child chronically "acts out," throws daily tantrums, fails to comply with child-care rules and staff direction, or continues to place themselves or others in danger.
 - A child is genuinely unhappy and unable to adjust.
 - A child abuses center equipment and supplies.
 - A parent routinely abuses drop-off and pick-up times.
 - A parent does not pay childcare fees on time.
 - A parent disagrees with Graceday Village School guidance policy and demonstrates lack of cooperation and support.
 - A parent refuses to comply with ordinary requests for the child's well-being.
-
- All fees per contract will still be due.

Biting Policy

A child who develops a habit of biting other children will be placed on probationary enrollment status. Parents are expected to address and resolve behavior with child. If behavior is not resolved quickly, the child will be disenrolled.

Open Door Policy

Parents are encouraged to visit the school at any time. When visiting, please be considerate of the classroom's schedule and the effect or reaction of your child so as not to disrupt unnecessarily. Parents should speak with the front desk to confirm participation for activities planned during our regular hours of operation.

Special Event Days

Throughout the year special activities will be planned to enhance certain themes. We encourage all children to participate.

Water Activities

Graceday Village School offers Water Days during summer vacation on Tuesdays and Thursdays. On these days, students may come to school wearing a bathing suit underneath their clothing.

Students 12 months to 4 years will have Water Day at school. Students 5 and up will instead go to the Castroville Pool.

Field Trips

Students enrolled in Daystar Academy, or students aged five and up during summer camp, may on occasion be invited to participate in field trips. Transportation will be provided, although parents who wish to chaperone Daystar-related field trips may instead choose to transport their children instead. A notice and permission slip will be sent home to Daystar students two weeks in advance with field trip information; permission slips will also be sent home to summer camp parents.

Transportation Release

A parent's signed consent for each child to be transported for scheduled events shall be in the child's file.

Photo and Video Release

A parent's signed consent for your child to be photographed or videotaped shall be in the child's file.

Fire and Severe Weather Drills

Fire drills are held on a monthly basis in order to familiarize the children with proper and safe procedures for emergency exit of the building. Severe weather drills are conducted every three months.

Emergency Procedures

In case of any medical emergency, CPR and First Aid will first be administered. Should child need transfer to medical facility, Graceday Village School will direct paramedics to:

Medina Community Hospital
3100 Ave. E./HWY 462
Hondo, Texas
(830) 741-4677

Parents or authorized adults will be contacted. Should you rather your child be transferred to another facility, you must note that on the Authorization for Medical Attention Form.

Emergency Closing

Should the facility be closed due to bad weather, please call the office for a recorded message. Bad weather closings/delayed openings will be listed on TV station KMOL or radio station KTSA. If relocation outside of the facility is necessary, staff and the children will be relocated to:

McDonald's Restaurant
801 HWY 90 West
Castroville, Texas 78009
(830) 538-2000

Our emergency preparedness plan is available for review in our front office.

Sick Care

Graceday Village School desires to maintain a healthful school environment by instituting controls designed to prevent the spread of communicable diseases. The term communicable disease shall mean an illness which arises as a result of a specific infectious agent which may be transmitted either directly or indirectly by a susceptible host or infected person or animal to other persons. If a student falls ill during the day, parents will be asked to make other arrangements for their child's care. Situations in which a child must be picked up from school include but are not limited to the following:

Fever (100 degrees or higher), diarrhea, vomiting, Chickenpox, Conjunctivitis (Pink Eye), Head Lice, Measles, Mumps, Scabies, Ringworm, Rubella or any other contagious illness. Children must not exhibit any of these symptoms to be in our program.
Children must be fever-free for 24 hours before returning to school.

Please Note: Certain illnesses do require a doctor's note in order for them to return to daycare. Please speak with the director regarding your child's illness and return date. Graceday reserves the right to make all final decisions necessary to enforce its communicable disease policy and to take all necessary action to control the spread of communicable diseases within the school.

Medication

Graceday Village School will not administer medication except where required for quality of life (such as medication for asthma or severe allergic reactions). Should your child be able to attend class but still require medication, parents must come to the center to administer the prescribed medication themselves. If you would like your child to use insect repellent or sunscreen, you must sign a release form with enrollment packet.

HEALTH CHECKS, Illnesses, & Injuries

Graceday Village School conducts regular health checks, such as monitoring and observing students for illness, and weekly lice checks. Children requiring emergency medical attention while at center due to illness or injury will have documentation with required parent's signature on file at center for three months after last day of enrollment.

Immunizations

All children in attendance at Graceday Village School **must** be up to date with **all** immunizations required by law. The chart below summarizes the 2015 – 2016 Texas Minimum

Age at which child must have vaccines to be in compliance:	Minimum Number of Doses Required of Each Vaccine							
	DTAP	Polio	HepB	Hib	PCV	MMR	Varicella	HepA
0 through 2 months	None	None	None	None	None	None	None	None
By 3 months	1 Dose	1 Dose	1 Dose	1 Dose	1 Dose	None	None	None
By 5 months	2 Doses	2 Doses	2 Doses	2 Doses	2 Doses	None	None	None
By 7 months	3 Doses	2 Doses	2 Doses	2 Doses**	3 Doses***	None	None	None
By 16 months	3 Doses	2 Doses	2 Doses	3 Doses**	4 Doses***	1 Dose*	1 Dose*	None
By 19 months	4 Doses	3 Doses	3 Doses	3 Doses**	4 Doses***	1 Dose*	1 Dose*	None
By 25 months	4 Doses	3 Doses	3 Doses	3 Doses**	4 Doses***	1 Dose*	1 Dose*	1 Dose*
By 43 months	4 Doses	3 Doses	3 Doses	3 Doses**	4 Doses***	1 Dose*	1 Dose*	2 Doses*

State Vaccine Requirements for Child-Care Facilities.

* For MMR, Varicella, and Hepatitis A vaccines, the first dose must be given on or after the first birthday.

** A complete Hib series is two doses **plus** a booster dose on or after 12 months of age (three doses total). If a child receives the first dose of Hib vaccine at 12-14 months of age, only one additional dose is required (two doses total). Any child who has received a single dose of Hib vaccine on or after 15 months of age is in compliance with these specified vaccine requirements.

*** If the PCV series is started when a child is 7 months of age or older or the child is delinquent in the series, then all four doses may not be required. Please reference the information below to assist with compliance:

- For children 7 through 11 months of age, two doses are required.
- For children 12-23 months of age: if three doses have been received prior to 12 months of age, then an additional dose is required (total of four doses) on or after 12 months of age. If one or two doses were received prior to 12 months of age, then a total of three doses are required with at

least one dose on or after 12 months of age. If zero doses have been received, then two doses are required with both doses on or after 12 months of age. *(cont.)*

- Children 24 months through 59 months meet the requirement if they have at least three doses with one dose on or after 12 months of age or two doses with both doses on or after 12 months of age, or one dose on or after 24 months of age. Otherwise, one additional dose is required.
- Children, ages 4 or 5 by September 1st, must have current vision and hearing screening.

Disclaimer

All childcare facilities are required by licensing to inform parents that under the Texas Penal Code, any area within 1000 feet of a child-care center is a gang-free zone. Also, as per state law, Graceday Village School does not require employees to be vaccinated for Covid.

Changes

Graceday Village School reserves the right to make any modification to any section of this parent handbook at any time. If a modification is made, all parents will be notified in writing or via email.

Amendment for Indoor and Outdoor Physical Activity

Graceday Village School promotes and believes in the need for daily physical activity. Physical activity has been proven to help build a child's motor skills as well as other cognitive skills.

INFANTS: will be given opportunities for physical activity, including supervised "Tummy time."

TODDLERS: will participate in a minimum of 60 minutes of moderate to vigorous active play each day.

PRESCHOOL/PRE-K: will participate in a minimum of 90 minutes of moderate to vigorous active play each day.

SCHOOL AGE: children who are in attendance for a full day will participate in a minimum of 90 minutes of moderate to vigorous active play each day. School age children who are only in attendance after-school will participate in a minimum of 30 minutes of moderate to vigorous active play each day.

Graceday Village School will promote all children's active play every day. Children will have ample opportunity to do moderate to vigorous activities such as, running, climbing, dancing, skipping, and jumping to the extent of their abilities.

All children will participate each day in:

- Two occasions of active play outdoors when weather permits.
- Two or more structured or teacher-led activities or games that promote movement over the course of the day.
- Continuous opportunities to develop and practice age-appropriate gross motor and movement skills.

Physical activity may take place in the classroom or on the playground as weather permits.

When participating in physical activity we ask that your children's clothing and shoes be appropriate.

Examples of appropriate clothing/footwear include:

- Gym shoes or sturdy shoe equivalent
- Clothing for weather, such as lightweight, breathable jacket without any hood and or neck strings.

Examples of inappropriate clothing/footwear include:

- Footwear that can come off while running or that provide insufficient support for vigorous activity.
- Clothing that can catch on playground equipment, such as those with drawstrings or loops.

PREVENTION OF ABUSE AND NEGLECT

Graceday Village School is required by law to report any suspected child abuse or neglect. Every employee of Graceday, both teacher and staff, receives annual training for the prevention of and response to abuse and neglect of children. For information about prevention abuse and neglect, please see the Department of Family and Protective Services website at <http://www.dfps.state.tx.us>

Department of Family and Protective Services Child Abuse Hotline
1-800-252-5400

Local Licensing Office
210-337-3399

Understand the Weather



Wind-Chill

- 30° is *chilly* and generally uncomfortable
- 15° to 30° is *cold*
- 0° to 15° is *very cold*
- 32° to 0° is *bitter cold* with significant risk of *frostbite*
- -20° to -60° is *extreme cold* and *frostbite* is likely
- -60° is *frigid* and exposed *skin will freeze* in 1 minute

Heat Index



- 80° or below is considered *comfortable*
 - 90° beginning to feel *uncomfortable*
 - 100° *uncomfortable* and may be *hazardous*
 - 110° considered *dangerous*
- All temperatures are in degrees Fahrenheit

Child Care Weather Watch

Wind-Chill Factor Chart (in Fahrenheit)

		Wind Speed in mph															
		Calm		5	10	15	20	25	30	35	40						
Air Temperature	40		40	36	34	32	30	29	28	28	27						
	30		30	25	21	19	17	16	15	14	13						
	20		20	13	9	6	4	3	1	0	-1						
	10		10	-1	-4	-7	-9	-11	-12	-14	-15						
	0		0	-11	-16	-19	-22	-24	-26	-27	-29						
	-10		-10	-22	-28	-32	-35	-37	-39	-41	-43						
	-20		-20	-34	-41	-45	-48	-51	-53	-55	-57						
	-30		-30	-46	-53	-58	-61	-64	-67	-69	-71						

Comfortable for out door play

Caution


Danger

Heat Index Chart (in Fahrenheit %)

		Relative Humidity (Percent)															
		40	45	50	55	60	65	70	75	80	85	90	95	100			
Temperature (F)	80	80	80	81	81	82	82	83	84	84	85	86	86	87			
	84	83	84	85	86	88	89	90	92	94	96	98	100	103			
	90	91	93	95	97	100	103	106	109	113	117	122	127	132			
	94	97	100	102	106	110	114	119	124	129	135						
	100	109	114	118	124	129	136										
	104	119	124	131	137												
	110	136															


Child Care Weather Watch

Watching the weather is part of a child care provider's job. Planning for playtime, field trips, or weather safety is part of the daily routine. The changes in weather require the child care provider to monitor the health and safety of children. What clothing, beverages, and protections are appropriate? **Clothe** children to maintain a comfortable body temperature (warmer months - lightweight cotton, colder months - wear layers of clothing). **Beverages** help the body maintain a comfortable temperature. Water or fruit juices are best. Avoid high-sugar content beverages and soda pop. **Sunscreen** may be used year around. Use a sunscreen labeled as SPF-15 or higher. Read and follow all label instructions for the sunscreen product. Look for sunscreen with UVB and UVA ray protection. **Shaded** play areas protect children from the sun.

 Condition **GREEN** - Children may play outdoors and be comfortable. Watch for signs of children becoming uncomfortable while playing. Use precautions regarding clothing, sunscreen, and beverages for all child age groups.

INFANTS AND TODDLERS are unable to tell the child care provider if they are too hot or cold. Children become fussy when uncomfortable. Infants/toddlers will tolerate shorter periods of outdoor play. Dress infants/toddlers in lightweight cotton or cotton-like fabrics during the warmer months. In cooler or cold months dress infants in layers to keep them warm. Protect infants from the sun by limiting the amount of time outdoors and playing in shaded areas. Give beverages when playing outdoors.


YOUNG CHILDREN remind children to stop playing, drink a beverage, and apply more sunscreen. OLDER CHILDREN need a firm approach to wearing proper clothing for the weather (they may want to play without coats, hats or mittens). They may resist applying sunscreen and drinking beverages while outdoors.

 Condition **YELLOW** - use caution and closely observe the children for signs of being too hot or cold while outdoors. Clothing, sunscreen, and beverages are important. Shorten the length of outdoor time.

INFANTS AND TODDLERS use precautions outlined in Condition Green. Clothing, sunscreen, and beverages are important. Shorten the length of time for outdoor play.

YOUNG CHILDREN may insist they are not too hot or cold because they are enjoying playtime. Child care providers need to structure the length of time for outdoor play for the young child.

OLDER CHILDREN need a firm approach to wearing proper clothing for the weather (they may want to play without coats, hats or mittens), applying sunscreen and drinking liquids while playing outdoors.

 Condition **RED** - most children should not play outdoors due to the health risk.

INFANTS/TODDLERS should play indoors and have ample space for large motor play.

YOUNG CHILDREN may ask to play outside and do not understand the potential danger of weather conditions.

OLDER CHILDREN may play outdoors for very short periods of time if they are properly dressed, have plenty of fluids. Child care providers must be vigilant about maximum protection of children.

Understand the Weather

The weather forecast may be confusing unless you know the meaning of the words.

Blizzard Warning: There will be snow and strong winds that produce a blinding snow, deep drifts, and life threatening wind chills. Seek shelter immediately.

Heat Index Warning: How hot it feels to the body when the air temperature (in Fahrenheit) and relative humidity are combined.

Relative Humidity: The percent of moisture in the air.

Temperature: The temperature of the air in degrees Fahrenheit.

Wind: The speed of the wind in miles per hour.

Wind Chill Warning: There will be sub-zero temperatures with moderate to strong winds expected which may cause hypothermia and great danger to people, pets and livestock.

Winter Weather Advisory: Weather conditions may cause significant inconveniences and may be hazardous. If caution is exercised, these situations should not become life threatening.

Winter Storm Warning: Severe winter conditions have begun in your area.

Winter Storm Watch: Severe winter conditions, like heavy snow and ice are possible within the next day or two.